



UPPSALA
UNIVERSITET



Are women with a foreign background more likely to have an induced abortion as compared to non-immigrant women?

- A cross-sectional study in Stockholm, Sweden

12th FIAPAC Conference

Lisboa 12th-15th October 2016

Elin C. Larsson, MSc, PhD

Dep. of Women's and Children's Health

Karolinska Institutet and Uppsala University SWE

What is known about sexual and reproductive health and women with a foreign background?

- Most research on maternal health, pregnancy outcomes- less on family planning and abortion*
- Immigrant women
 - seek induced abortion to a higher extent than non-immigrants**
 - have less experiences of contraceptive use than non-immigrants***

*Gagnon & Reddens, 2016

**Helström et al., 2003; Ostrach, 2013; Rademakers et al., 2005; Rasch et al., 2008; Sedgh et al., 2011; Vangen et al., 2008

***Helström et al., 2003; Prey et al., 2014; Wiebe 2013

WHAT?

Among women seeking abortion care investigate if:

- women with foreign background are **over-represented**
- **socio-demographic-** and **reproductive** factors differ between women with a foreign background and non-immigrant women

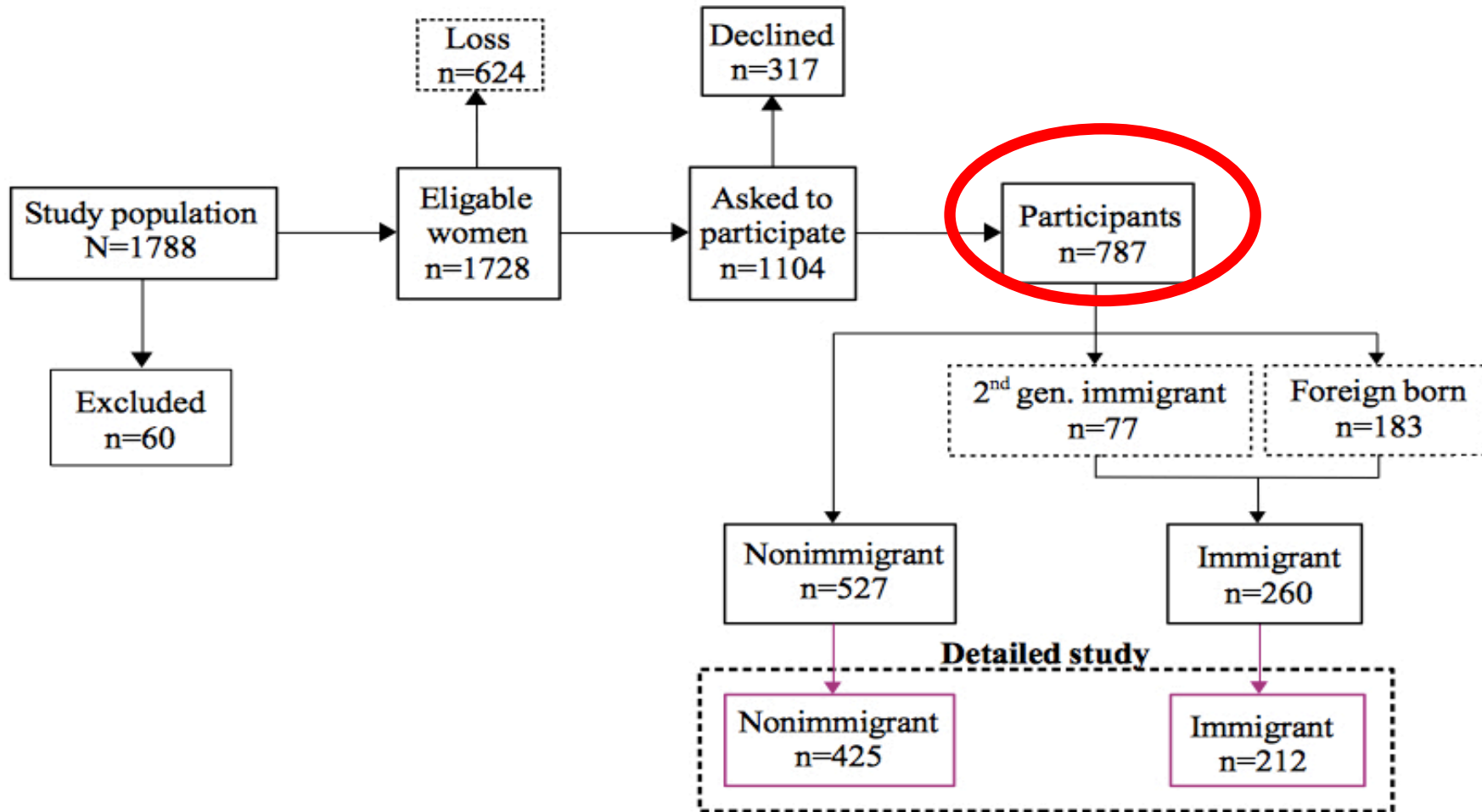
DEFINITION:

”Foreign background”: foreign-born and 2nd generation immigrant (born in Sweden with both parents born abroad)

HOW?

- Cross- sectional study, **at eight** abortion clinics, Stockholm County (repres. >**90%** of all abortions)
- Inclusion criteria
 - seeking abortion care and decided to induce
 - 18 yrs and above
- Questionnaire-based, face-to-face-interviews by midwives
- Interpreter used when needed

RESULTS

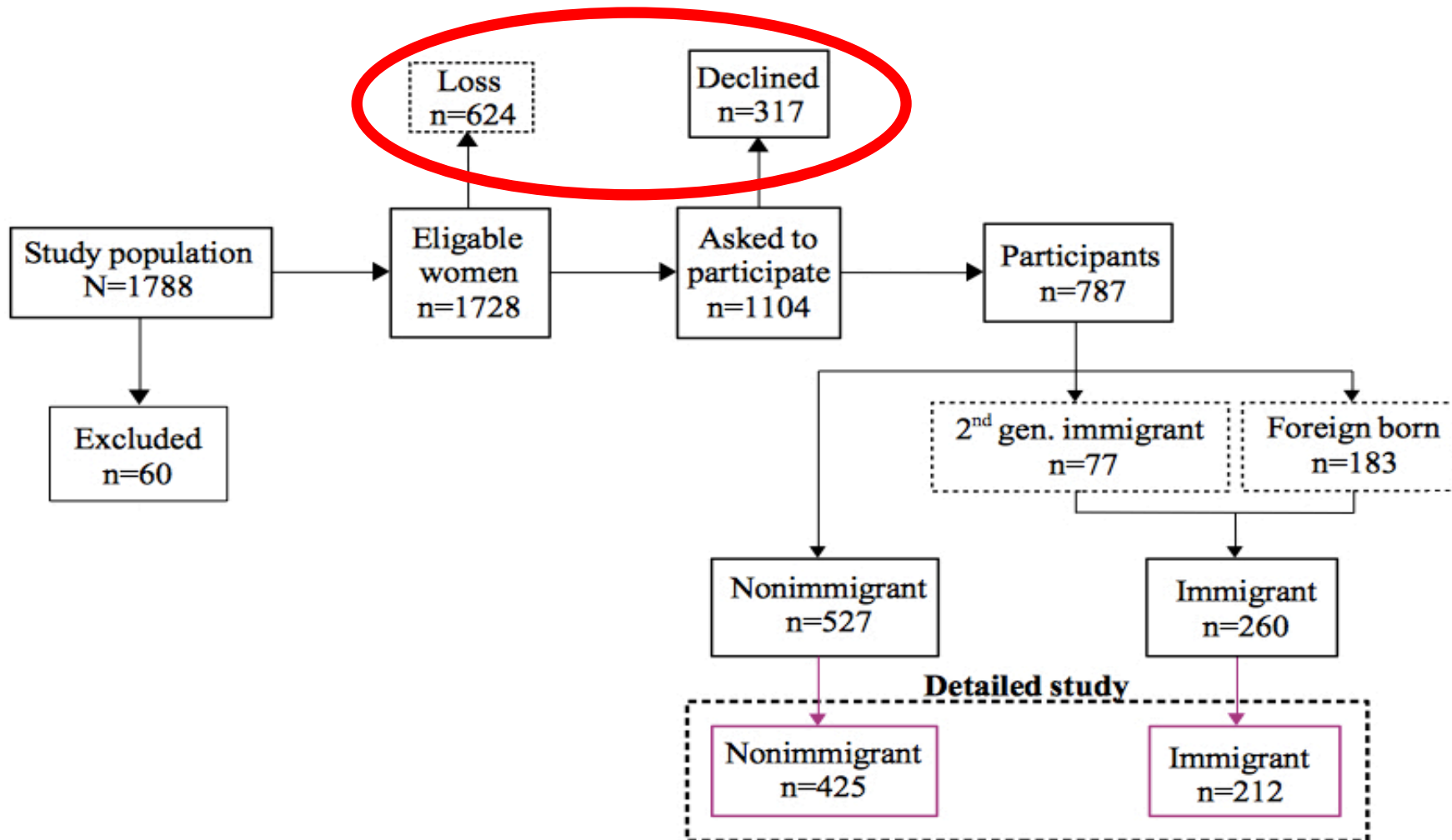


RESULTS.

- Over-represented?

	All	Non-immigrants	Foreign born	2 ^{ed} gen. immigrants
Study	767	511 (66,6%)	179 (23,3 %)	77 (10,0 %)
Gen. population	493668	313 590 (63,6%)	143 384 (29 %)	36 694 (7,4 %)

RESULTS



RESULTS.

- AGE DISTRIBUTION

- **All-** in accordance with national statistics
- **2nd generation-** younger
- **Foreign-born-** older

Age	All		Non-immigrants		2 nd gen.		Foreign born	
	n	%	n	%	n	%	n	%
18-24 years	190	29.9	141	33.2	24	38.1	25	16.9
25-29 years	157	24.7	105	24.7	18	28.6	34	23.0
30-34 years	131	20.6	79	18.6	11	17.5	41	27.7
35-39 years	88	13.8	52	12.2	6	9.5	30	20.3
40-49 years	70	11.0	48	11.3	4	6.3	18	12.2

RESULTS.

- AGE DISTRIBUTION

- **All-** in accordance with national statistics
- **2nd generation-** younger
- **Foreign-born-** older

Age	All		Non-immigrants		2 nd gen.		Foreign born	
	n	%	n	%	n	%	n	%
18-24 years	190	29.9	141	33.2	24	38.1	25	16.9
25-29 years	157	24.7	105	24.7	18	28.6	34	23.0
30-34 years	131	20.6	79	18.6	11	17.5	41	27.7
35-39 years	88	13.8	52	12.2	6	9.5	30	20.3
40-49 years	70	11.0	48	11.3	4	6.3	18	12.2

RESULTS.

- AGE DISTRIBUTION

- **All-** in accordance with national statistics
- **2nd generation-** younger
- **Foreign-born-** older

Age	All		Non-immigrants		2 nd gen.		Foreign born	
	n	%	n	%	n	%	n	%
18-24 years	190	29.9	141	33.2	24	38.1	25	16.9
25-29 years	157	24.7	105	24.7	18	28.6	34	23.0
30-34 years	131	20.6	79	18.6	11	17.5	41	27.7
35-39 years	88	13.8	52	12.2	6	9.5	30	20.3
40-49 years	70	11.0	48	11.3	4	6.3	18	12.2

RESULTS.

- CIVIL STATUS

Civil status	Non-immigrant		2 nd gen.		Foreign-born	
	n	%	n	%	n	%
Single	73	17.2	12	18.8	24	16.2
Partner-living together	237	56.0	31	48.4	90	61.2
Partner-not living together	103	24.2	20	31.3	29	19.6
Other	10	2.4	1	1.6	5	3.4

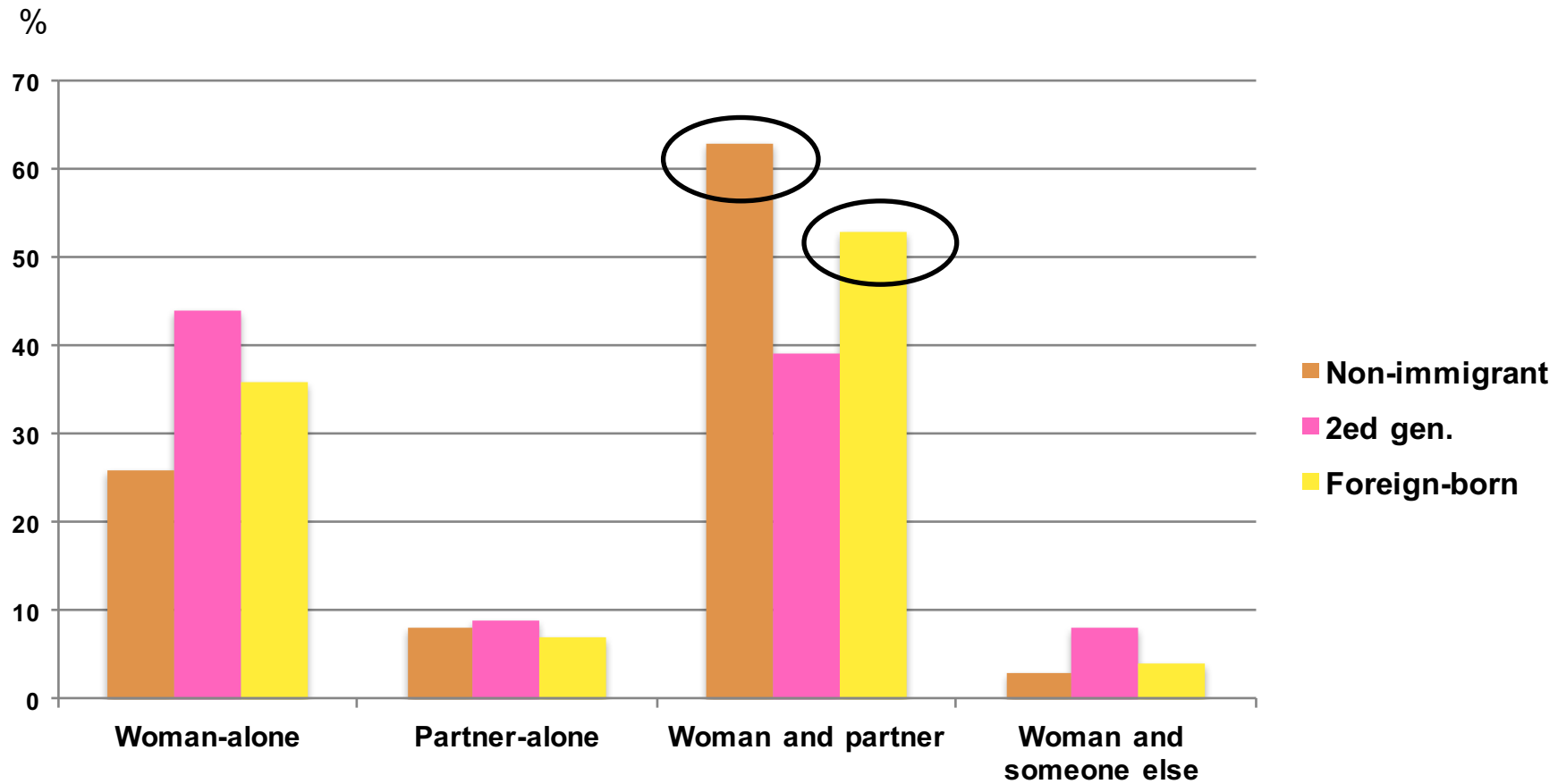
RESULTS.

- CIVIL STATUS

Civil status	Non-immigrant		2 nd gen.		Foreign-born	
	n	%	n	%	n	%
Single	73	17.2	12	18.8	24	16.2
Partner-living together	237	56.0	31	48.4	90	61.2
Partner-not living together	103	24.2	20	31.3	29	19.6
Other	10	2.4	1	1.6	5	3.4

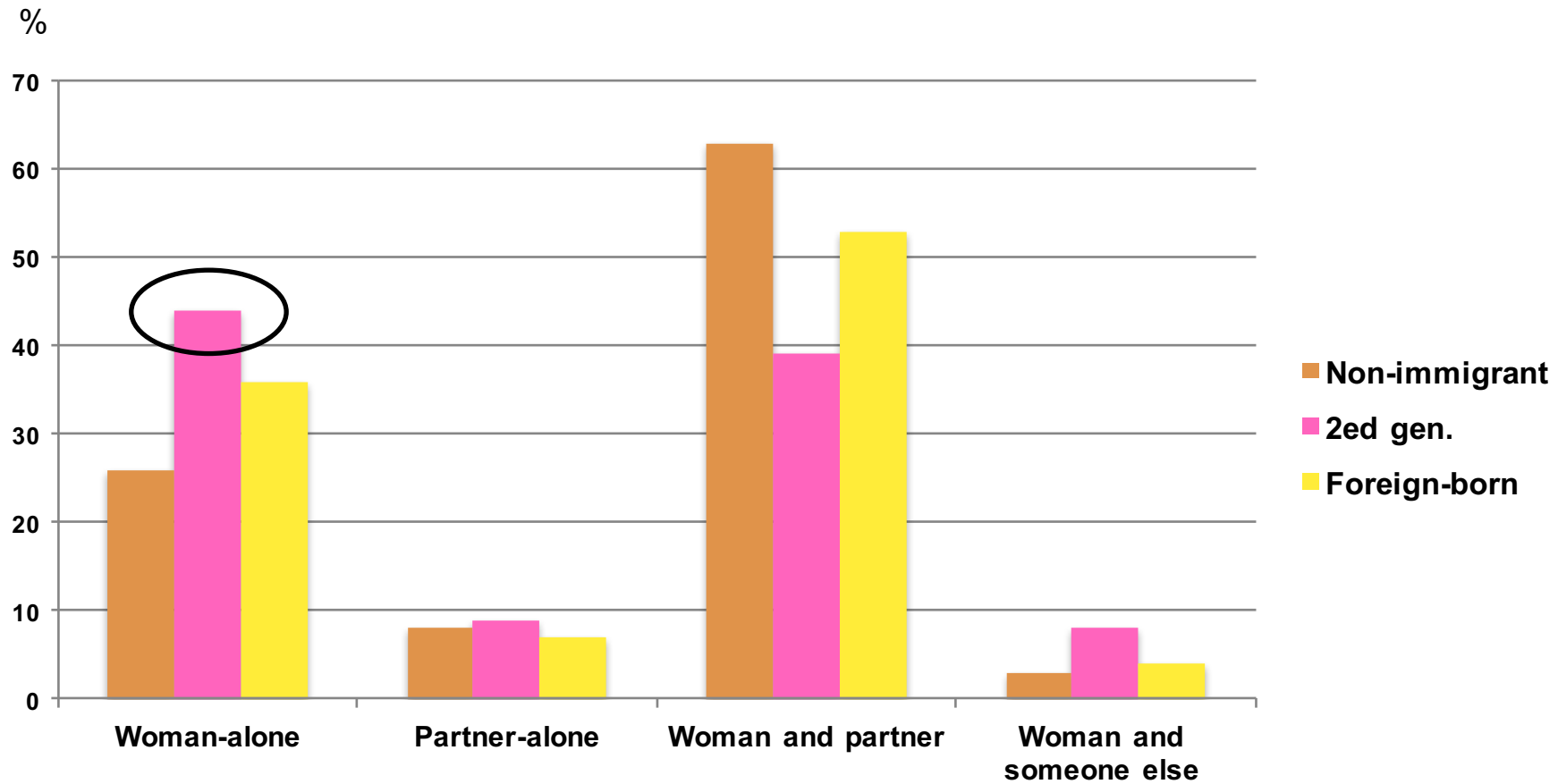
RESULTS.

- WHO DECIDES ABOUT ABORTION?



RESULTS.

- WHO DECIDED ABOUT THE ABORTION?



RESULTS.

- PREVIOUS PREGNANCIES AND ABORTIONS

	Non-immigrant		2 nd gen.		Foreign-born	
	n	%	%	%	n	%
Previous pregnancy						
Yes	287	67.5	46	71.9	123	82.6
No	137	32.2	18	28.1	26	17.4
Previous abortion						
Yes	208	72.5	32	69.6	78	63.4
No	79	27.5	14	30.4	45	36.6
Number of previous abortions						
One	122	58.7	16	50.0	48	61.5
Two	56	26.9	8	25.0	21	26.9
Three	20	9.6	2	6.3	6	7.7
Four or more	10	4.8	6	18.8	3	3.8

RESULTS.

- PREVIOUS PREGNANCIES AND ABORTIONS

	Non-immigrant		2 nd gen.		Foreign-born	
	n	%	%	%	n	%
Previous pregnancy						
Yes	287	67.5	46	71.9	123	82.6
No	137	32.2	18	28.1	26	17.4
Previous abortion						
Yes	208	72.5	32	69.6	78	63.4
No	79	27.5	14	30.4	45	36.6
Number of previous abortions						
One	122	58.7	16	50.0	48	61.5
Two	56	26.9	8	25.0	21	26.9
Three	20	9.6	2	6.3	6	7.7
Four or more	10	4.8	6	18.8	3	3.8

RESULTS.

- PREVIOUS PREGNANCIES AND ABORTIONS

	Non-immigrant		2 nd gen.		Foreign-born	
	n	%	%	%	n	%
Previous pregnancy						
Yes	287	67.5	46	71.9	123	82.6
No	137	32.2	18	28.1	26	17.4
Previous abortion						
Yes	208	72.5	32	69.6	78	63.4
No	79	27.5	14	30.4	45	36.6
Number of previous abortions						
One	122	58.7	16	50.0	48	61.5
Two	56	26.9	8	25.0	21	26.9
Three	20	9.6	2	6.3	6	7.7
Four or more	10	4.8	6	18.8	3	3.8

CONCLUSION

- Cannot say if women with a foreign-background are overrepresented among women seeking abortion care
- We need to better understand the results related to 2nd generation immigrant women
- A need to focus contraceptive counselling to women with a foreign background
 - young 2nd generation immigrant women
 - foreign-born women post-partum



UPPSALA
UNIVERSITET



THANK YOU

elin.larsson@ki.se

Acknowledgements

- The clinics, midwives and women
 - Prof. **Marie Klingberg-Allvin**, Karolinska Institutet
 - Prof. **Kristina Gemzell-Danielsson**, Karolinska Institutet
 - Prof. **Birgitta Essén**, Uppsala University
 - **Karin Emtell-Iwarsson**, midwife, Karolinska Institutet
 - **Jenny Nilsson**, medical student, Karolinska Institutet
 - FORTE (funding)
-