



# Capturing Compassion

Support for abortion by reason for abortion and degree of Catholicism in Mexico

---

DATE: Sat. Sept. 15, 2018 Session 8 FIAPAC  
PRESENTED BY: Blair G. Darney, PhD, MPH

# ENCUESTA NACIONAL DE OPINIÓN CATÓLICA 2014

Versión en Español >

English version >

<http://encuesta.catolicasmexico.org/>



# Abortion measures



**Figure 1: Classification of Outcome Variables**

| <b>High Agreement Exceptions (5)</b><br><i>Support for some/all vs. none</i>   | <b>Low Agreement Exceptions (5)</b><br><i>Support for some/all vs. none</i>   | <b>General Support for Legal Abortion</b><br><i>Support for legal abortion in some circumstances/when the woman decides vs. none</i> |
|--|---|--|
| <ul style="list-style-type: none"><li>• When the pregnancy is the result of rape</li><li>• When the life of the woman is at risk</li><li>• When the woman is HIV positive</li><li>• When the fetus presents with grave physical or mental congenital defects</li><li>• When the health of the woman is at risk</li></ul> | <ul style="list-style-type: none"><li>• When the woman lacks financial resources</li><li>• When the pregnancy interrupts the woman's life plan</li><li>• When the woman decides</li><li>• When the birth control method failed</li><li>• When the pregnancy is in the first trimester</li></ul> |  |

<sup>a</sup> Wording of exceptions is a direct translation from the Spanish survey





**Figure 1. Classification of Outcome Variables**

|   |   |  |
|---|---|--|
| <p><b>High Agreement Exceptions (5)</b><br/><i>Support for some/all vs. none</i></p> <ul style="list-style-type: none"><li>• When the pregnancy is the result of rape</li><li>• When the life of the woman is at risk</li><li>• When the woman is HIV positive</li><li>• When the fetus presents with grave physical or mental congenital defects</li><li>• When the health of the woman is at risk</li></ul> | <p><b>Low Agreement Exceptions (5)</b><br/><i>Support for some/all vs. none</i></p> <ul style="list-style-type: none"><li>• When the woman lacks financial resources</li><li>• When the pregnancy interrupts the woman's life plan</li><li>• When the woman decides</li><li>• When the birth control method failed</li><li>• When the pregnancy is in the first trimester</li></ul> | <p><b>General Support for Legal Abortion</b><br/><i>Support for legal abortion in some circumstances/when the woman decides vs. none</i></p> |
|---|---|--|

<sup>a</sup> Wording of exceptions is a direct translation from the Spanish survey

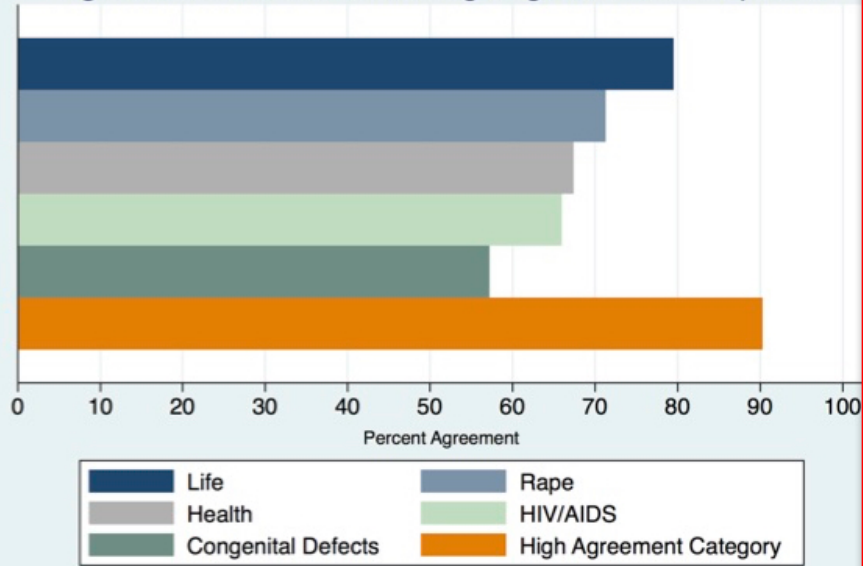


**Figure 1: Classification of Outcome Variables**

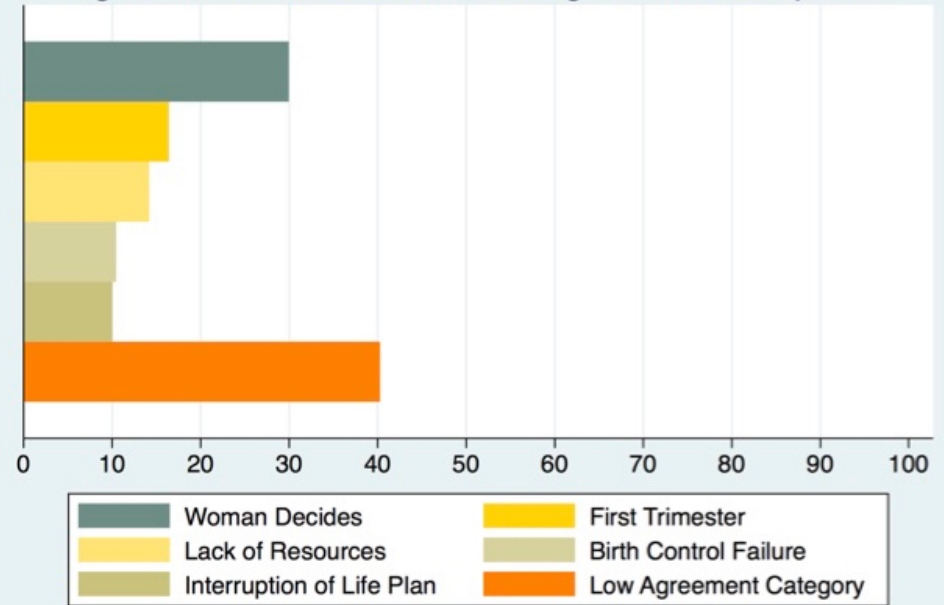
|   |   |  |
|---|---|--|
| <p><b>High Agreement Exceptions (5)</b><br/><i>Support for some/all vs. none</i></p> <ul style="list-style-type: none"><li>• When the pregnancy is the result of rape</li><li>• When the life of the woman is at risk</li><li>• When the woman is HIV positive</li><li>• When the fetus presents with grave physical or mental congenital defects</li><li>• When the health of the woman is at risk</li></ul> | <p><b>Low Agreement Exceptions (5)</b><br/><i>Support for some/all vs. none</i></p> <ul style="list-style-type: none"><li>• When the woman lacks financial resources</li><li>• When the pregnancy interrupts the woman's life plan</li><li>• When the woman decides</li><li>• When the birth control method failed</li><li>• When the pregnancy is in the first trimester</li></ul> | <p><b>General Support for Legal Abortion</b><br/><i>Support for legal abortion in some circumstances/when the woman decides vs. none</i></p> |
|---|---|--|

<sup>a</sup> Wording of exceptions is a direct translation from the Spanish survey

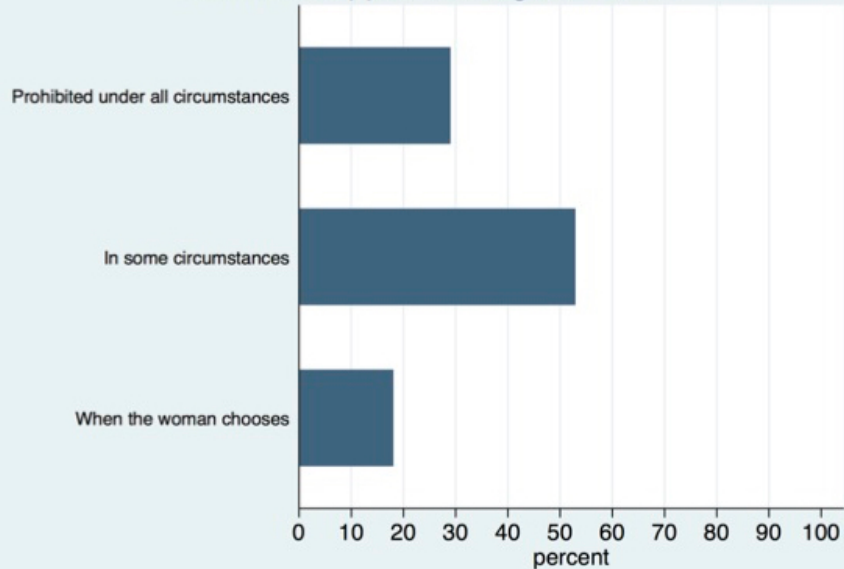
Agreement with Individual High Agreement Exceptions



Agreement with Individual Low Agreement Exceptions



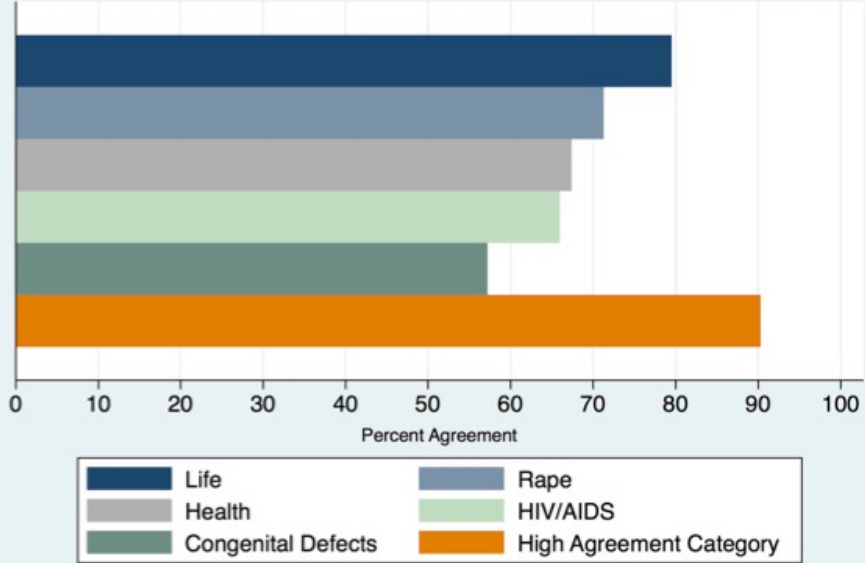
General Support for Legal Abortion



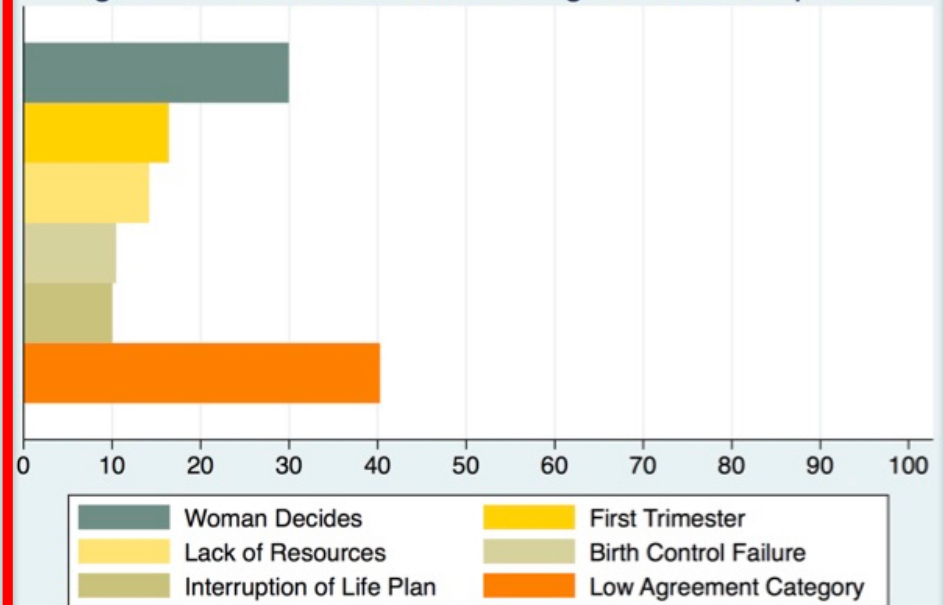
N=2669 self-identified Mexican Catholic sample

N = 79,452,291 population

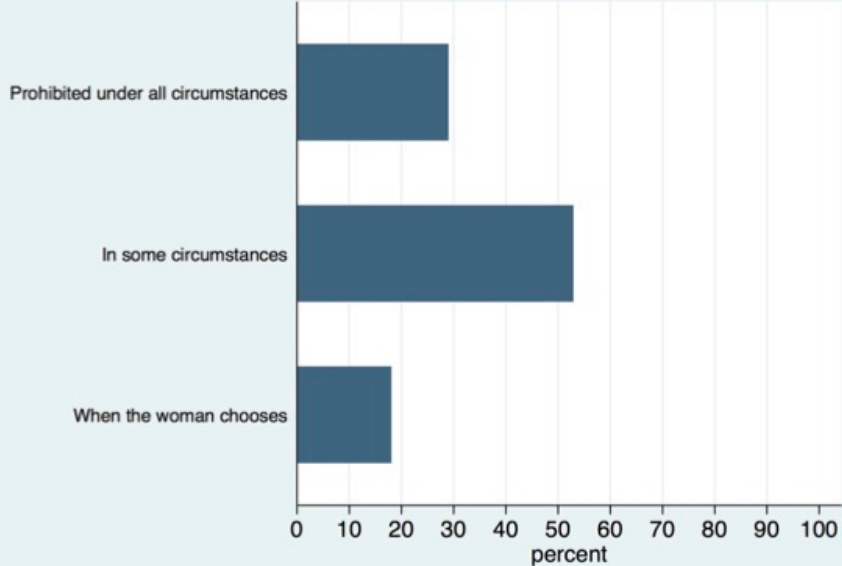
### Agreement with Individual High Agreement Exceptions



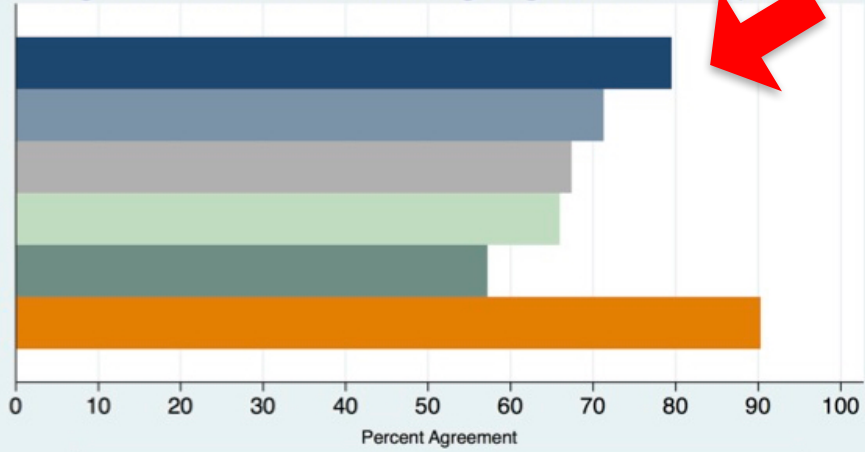
### Agreement with Individual Low Agreement Exceptions



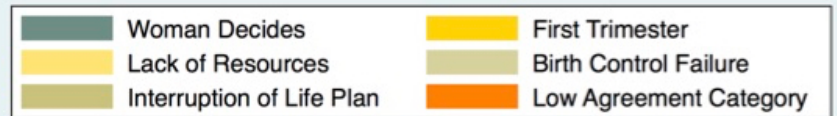
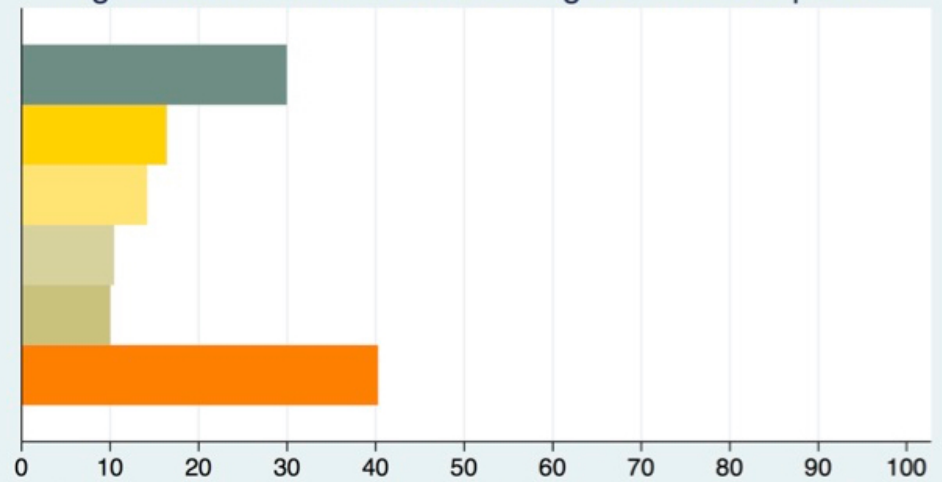
### General Support for Legal Abortion



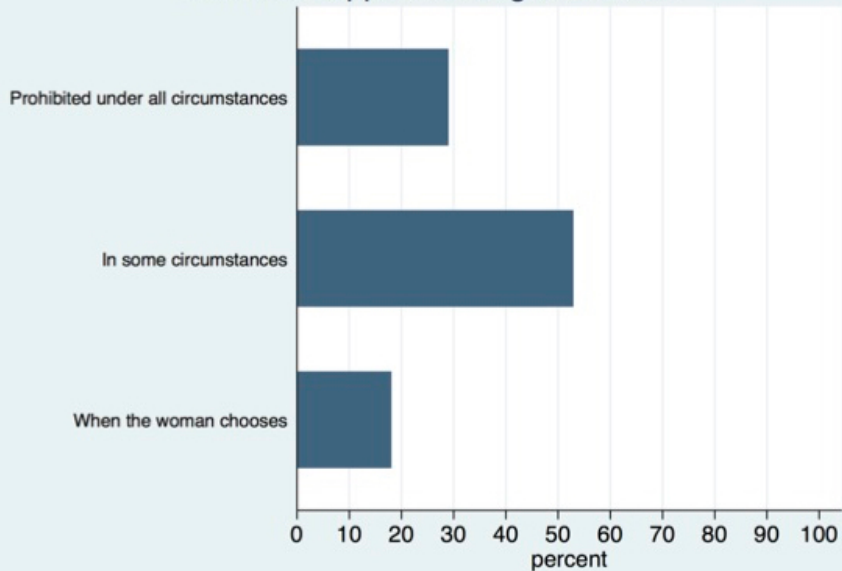
### Agreement with Individual High Agreement Exceptions



### Agreement with Individual Low Agreement Exceptions

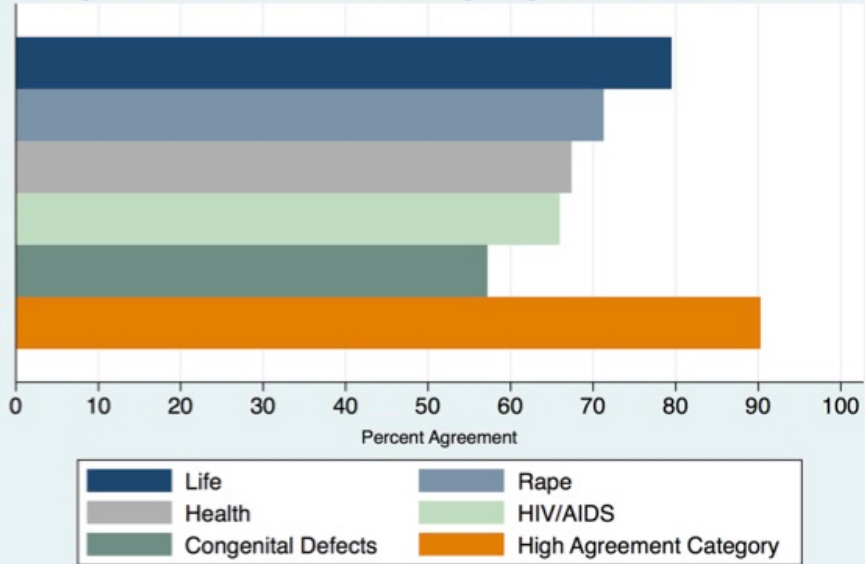


### General Support for Legal Abortion

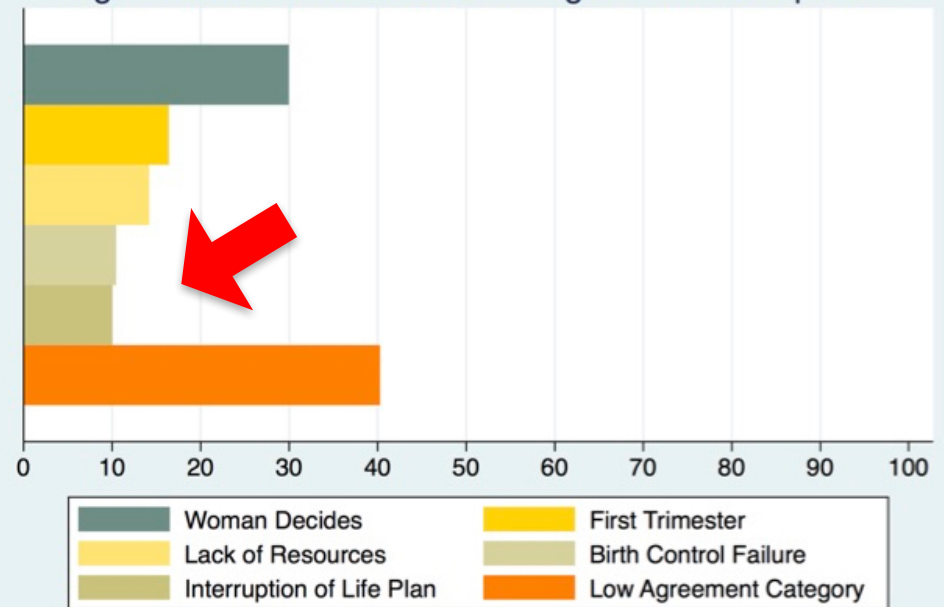




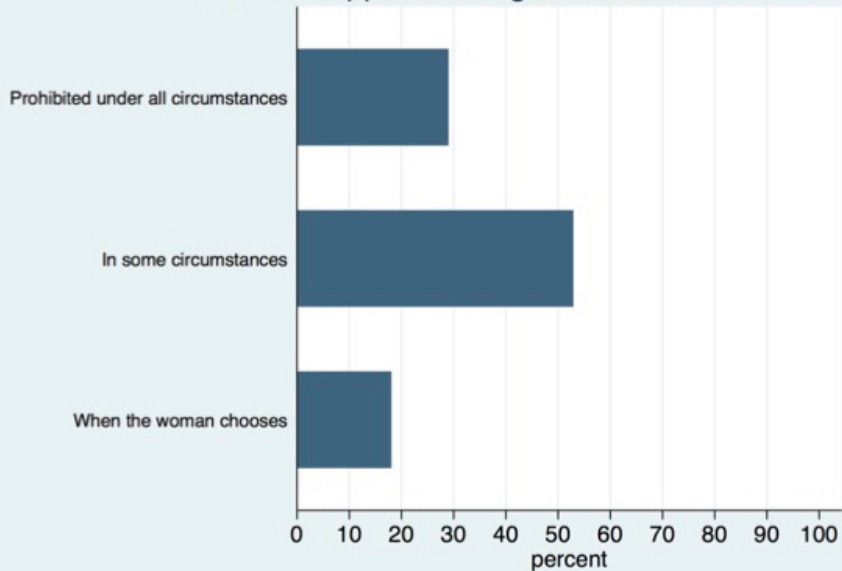
### Agreement with Individual High Agreement Exceptions



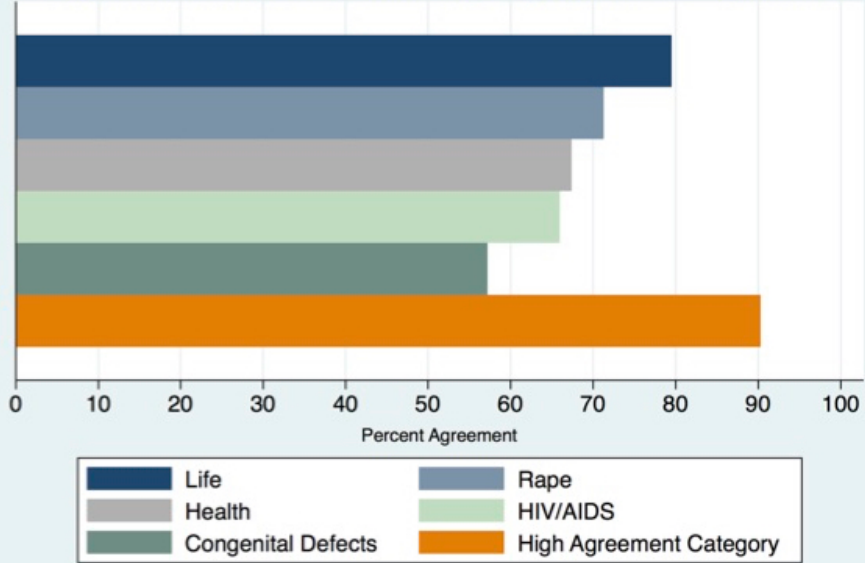
### Agreement with Individual Low Agreement Exceptions



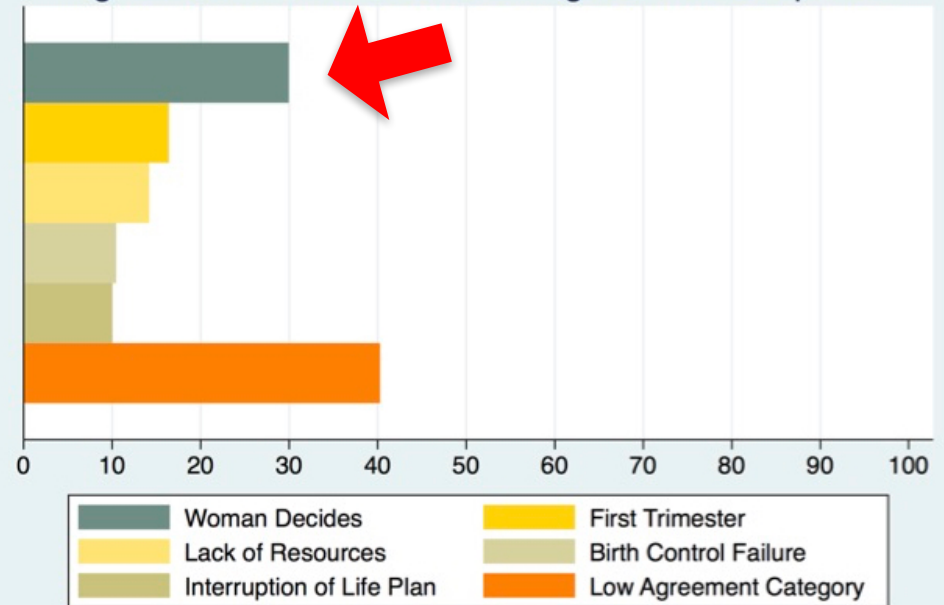
### General Support for Legal Abortion



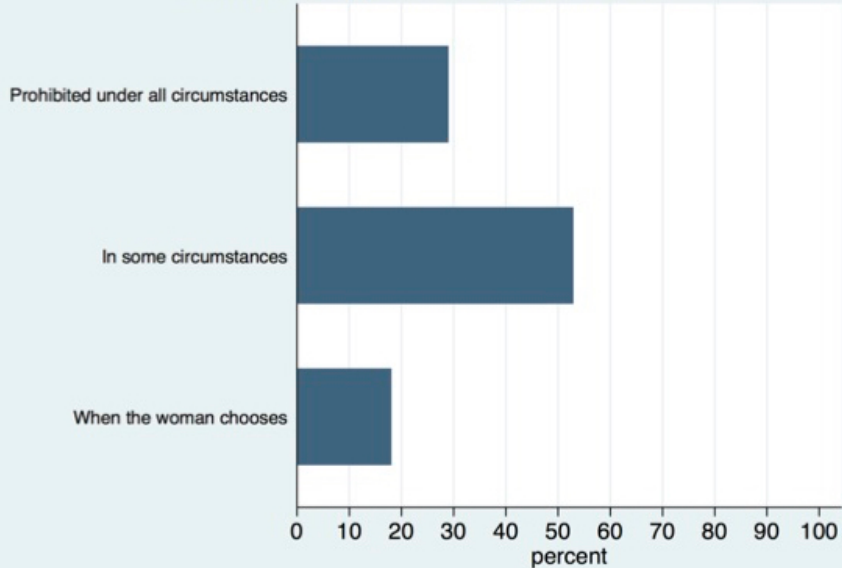
### Agreement with Individual High Agreement Exceptions



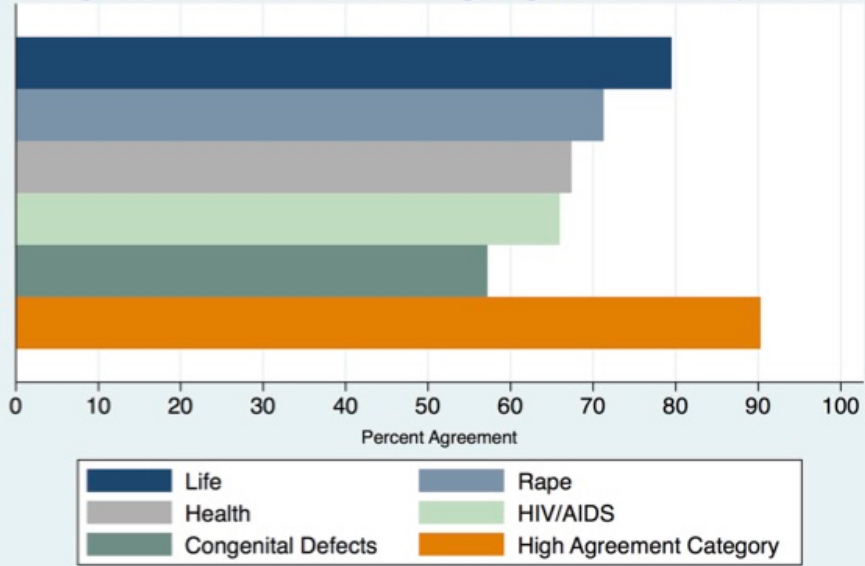
### Agreement with Individual Low Agreement Exceptions



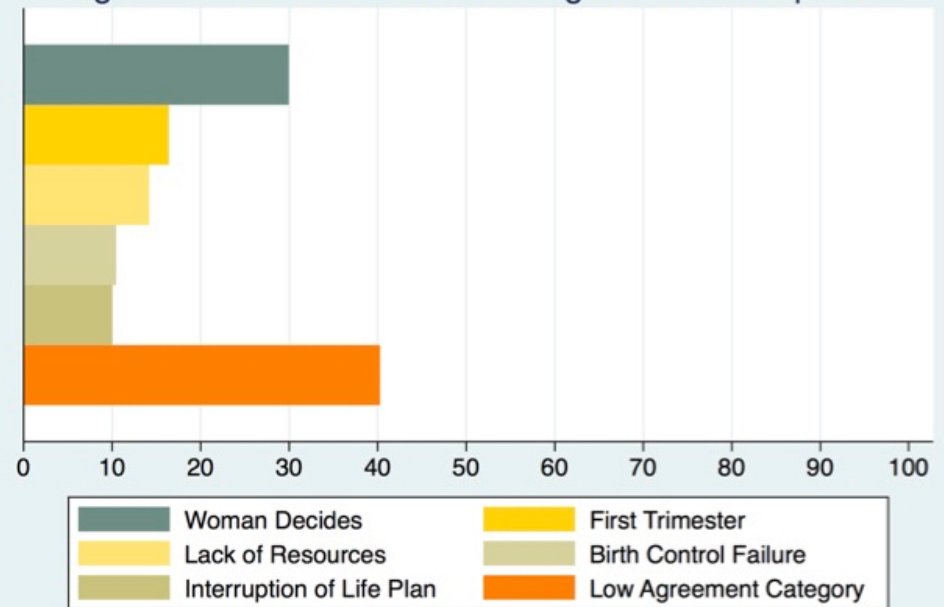
### General Support for Legal Abortion



### Agreement with Individual High Agreement Exceptions



### Agreement with Individual Low Agreement Exceptions



### General Support for Legal Abortion



# Measures of Catholicism

1) How Catholic?

65% somewhat or very Catholic

2) Mass frequency

64% sometimes/never

3) Good Catholic?

52% a person who helps a woman get an abortion can be a good Catholic

4) Confession?

35% only to God  
26% no need to confess





Sex

Mexico City

Church in politics?

abortion is legal in CDMX?

Income

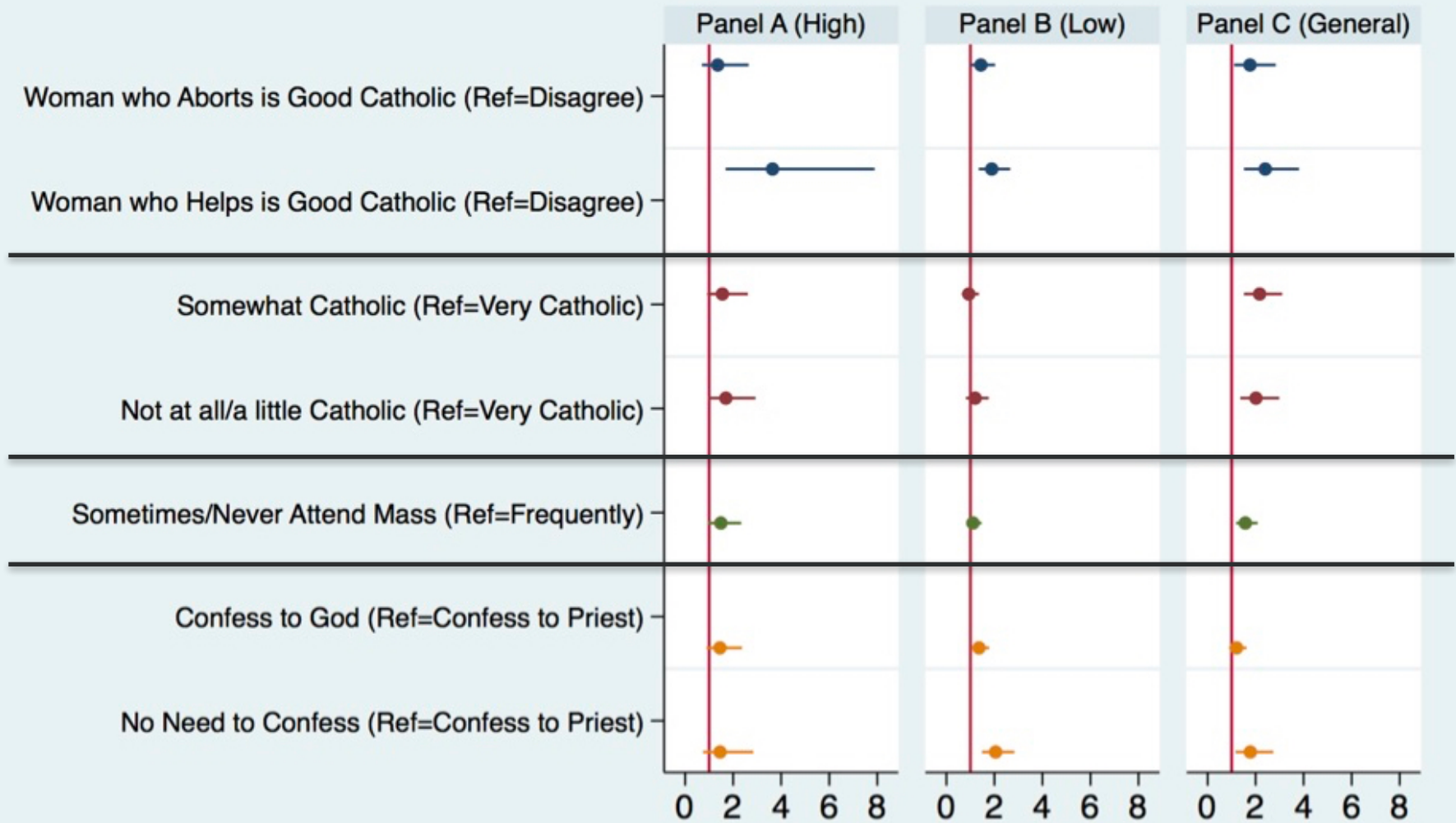
Contraceptive use

Age

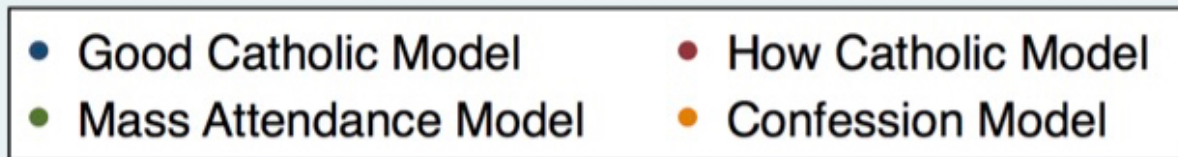
Assisted suicide?

Education

Sex ed/abortion in school?



Odds Ratio



# OTRA MIRADA CATÓLICA DEL ABORTO



INICIO



LIBERTAD DE  
CONCIENCIA



DERECHO  
CANÓNICO



DIFERENTES  
POSTURAS



NO DEJARÁS  
DE SER  
CATÓLICA



NO JUZGAR

<http://otramirada.catolicasmexico.org/>



# Contraception

Available online 27 June 2018

In Press, Corrected Proof 



Original research article

## Capturing compassion: A survey of Mexican Catholics assessing abortion support by reason for abortion and degree of Catholicism

Stephanie A. Küng <sup>a</sup>, Biani Saavedra-Avenidaño <sup>b</sup>, Evelyn Aldaz Vélez <sup>c</sup>, María Consuelo Mejía Piñeros <sup>c</sup>, Gillian M. Fawcett Metcalfe <sup>c</sup>, Blair G. Darney <sup>d, e</sup>  

 **Show more**

<https://doi.org/10.1016/j.contraception.2018.06.008>

[Get rights and content](#)

[https://www.contraceptionjournal.org/article/S0010-7824\(18\)30236-1/fulltext](https://www.contraceptionjournal.org/article/S0010-7824(18)30236-1/fulltext)



# Thank You



Partially supported by the SFP  
Research Fund  
Darney, PI



Blair G. Darney  
darneyb@ohsu.edu

# Catolicadas

Una serie para reflexionar



CatolicasMexico



CDDMexico



@CDDMexico



[www.catolicasmexico.org](http://www.catolicasmexico.org)

<https://www.youtube.com/watch?v=HcX0Iv2zLm4>

**Table 1**  
Sample characteristics, 2014 survey of Mexican Catholics

|  | Crude %<br>N= 2669 <sup>a</sup> | % Weighted<br>[95% CI]<br>Weighted<br>N=79,452,291 |
|--|---------------------------------|--|
| <b>Sex</b>   |                                 |  |
| Female   | 61                              | 52 [50-55]   |
| <b>Education (N=2,668)</b>   |                                 |  |
| None/Primary   | 42                              | 34 [32-36]   |
| Secondary  | 30                              | 30 [27-32]   |
| High school or more  | 28                              | 37 [34-39]   |
| <b>Income (N=2,653)</b>  |                                 |  |
| <\$150   | 44                              | 36 [33-38]   |
| \$151-452  | 36                              | 37 [34-40]   |
| \$453-753  | 14                              | 18 [16-20]   |
| \$754+   | 6                               | 10 [8-11]  |
| <b>Age</b>   |                                 |  |
| 18-24  | 15                              | 19 [17-22]   |
| 25-30  | 13                              | 13 [12-15]   |
| 31-40  | 24                              | 23 [21-25]   |
| 41-50  | 19                              | 18 [16-20]   |
| 51+  | 30                              | 26 [24-29]   |
| <b>Lives Outside Mexico City</b>   | 90                              | 92 [90-93]   |
| <b>Has Children (N=2,666)</b>  | 82                              | 77 [75-80]   |
| <b>Current use of birth control</b>  | 54                              | 57 [54-60]   |
| <b>Believes the Catholic Church <i>should</i> have influence in the government (N=2,667)</b>                                   | 30                              | 28 [25-30]   |
| <b>Believes public school books <i>should</i> include information about abortion being legal in the case of rape (N=2,428)</b> | 83                              | 83 [81-85]   |
| <b>Has knowledge of Mexico City law (N=2,668)</b>  | 43                              | 46 [43-49]   |
| <b>Agrees with a doctor helping a person with an incurable illness die (assisted suicide) (N=2,667)</b>                        | 60                              | 65 [63-68]   |
| <b>Believes public schools should teach all birth control methods (N=2,424)</b>  | 89                              | 90 [88-91]   |

<sup>a</sup> For variables with less than 2,669 responses, crude N provided; missingness addressed in Methods

**Table 2**Sample religious characteristics<sup>1</sup>, 2014 Survey of Mexican Catholics

|   | % Crude<br>Total<br>N=2,669 <sup>2</sup> | % Weighted<br>[95% CI]<br>Weighted<br>N=79,452,291 |
|---|--|--|
| <b><i>How Catholic do you consider yourself? (N=2,668)</i></b>                                      |  |  |
| Very  | 16                                       | 14 [12-15]   |
| Somewhat  | 51                                       | 51 [49-54]   |
| Not at all/a little   | 33                                       | 35 [32-38]   |
| <b><i>How often do you attend mass? (N=2,666)</i></b>   |  |  |
| Frequently  | 40                                       | 36 [33-38]   |
| Sometimes to never  | 60                                       | 64 [62-67]   |
| <b><i>Believes a woman who has an abortion can<br/>continue to be a good Catholic (N=2,668)</i></b> | 46                                       | 51 [48-54]   |
| <b><i>Believes someone who helps a woman who aborts<br/>can continue to be a good Catholic</i></b>  | 46                                       | 52 [49-54]   |
| <b><i>A Catholic woman who decides to abort should... (N=2,660)</i></b>                             |  |  |
| Confess to her priest   | 43                                       | 40 [37-42]   |
| Confess only to God   | 35                                       | 35 [32-37]   |
| No need to confess  | 22                                       | 26 [23-28]   |



# Other variables associated with support for abortion

| Variable                                | High agreement | Low agreement | General support |
|---|----------------|---------------|-----------------|
| Support assisted suicide                | ✓              | ✓             | ✓               |
| Support sex ed/abortion info in schools | ✓              |               | ✓               |
| Church should not influence gov't       |                |               | ✓               |
| Current contraceptive use               | ✓              | ✓             | ✓               |
| More education                          |                |               | ✓               |
| Age (ref 25-30 year olds)               |                |               | ✓               |
| Male                                    |                | ✓             |                 |
| Live in CDMX                            |                | ✓             |                 |
| Know about CDMX abortion law            |                |               | ✓<br>(marginal) |